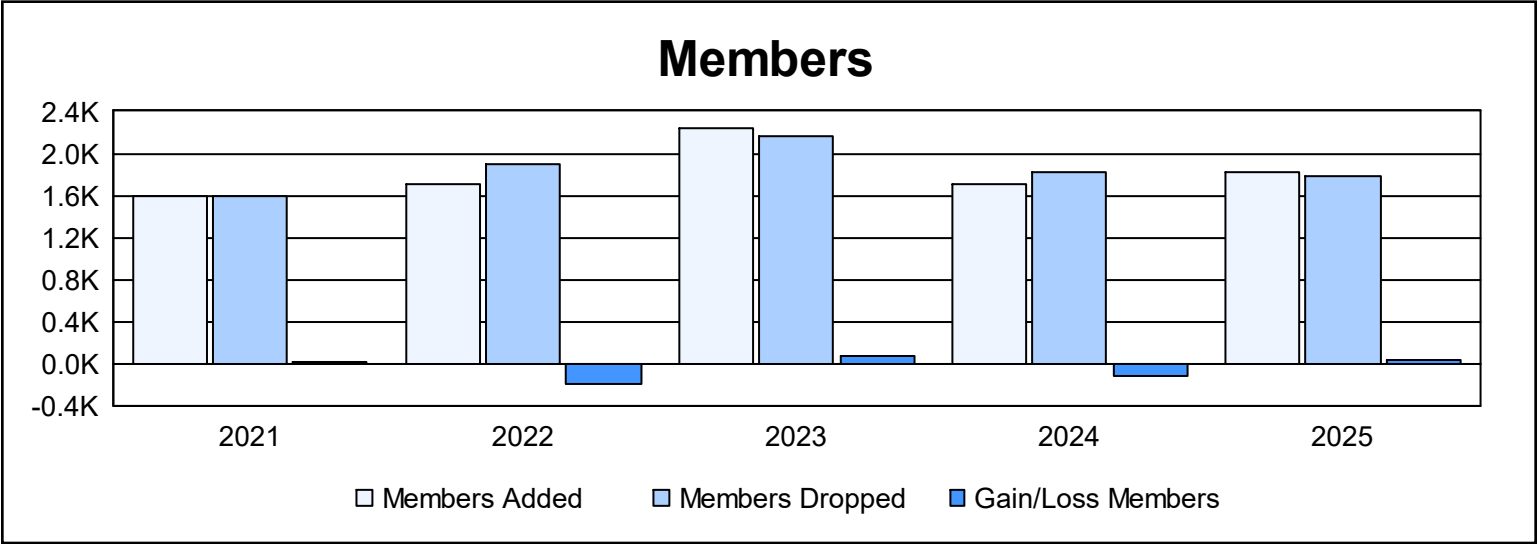
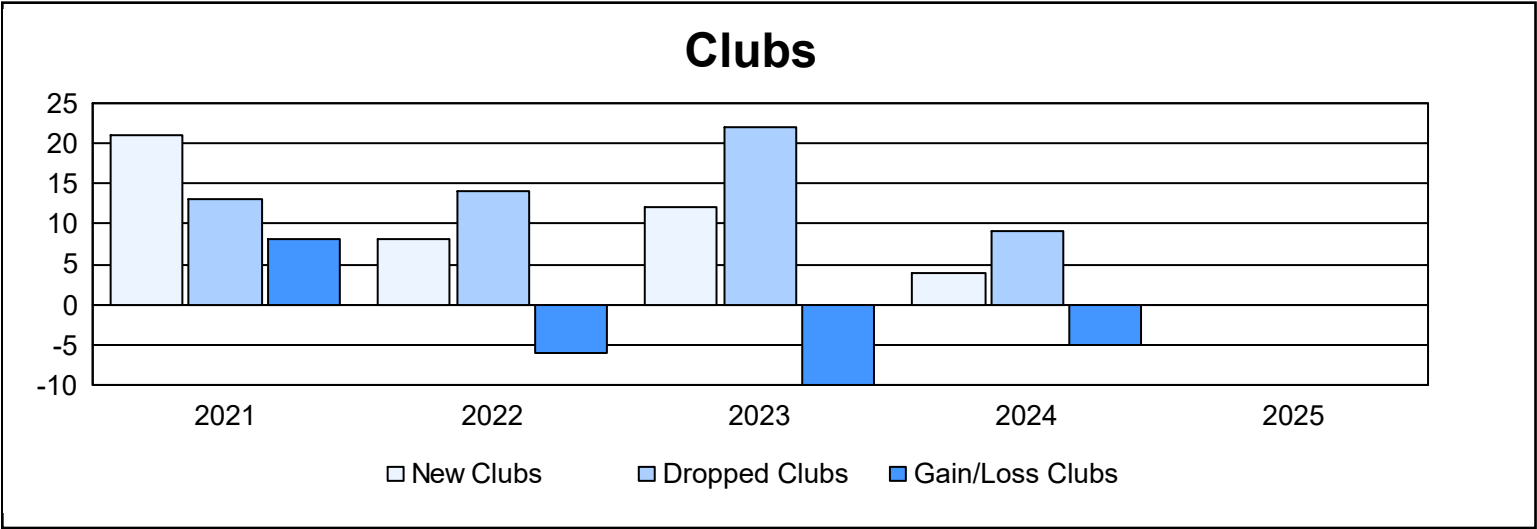
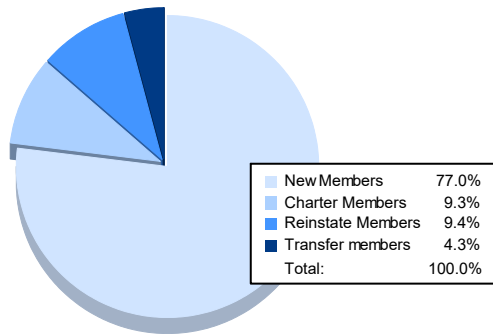


Year	New Clubs	Dropped Clubs	Gain/ Loss Clubs	New Members	Charter Members	Reinstate Members	Transfer Members	Total Member Added	Total Members Dropped	Gain/ Loss Members
2020-2021	21	13	8	918	504	93	84	1,599	1,584	15
2021-2022	8	14	-6	1,246	259	88	113	1,706	1,898	-192
2022-2023	12	22	-10	1,576	423	95	139	2,233	2,164	69
2023-2024	4	9	-5	1,416	118	81	95	1,710	1,823	-113
2024-2025				1,402	170	171	78	1,821	1,782	39
Average	11	15	-3	1,312	295	106	102	1,814	1,850	-36



### Membership Composition June 2025 Cumulative



### Gender Composition June 2025 Cumulative

